







Schuster Non-Hazardous Waste Disposal and Recycling

Type	Method	Example
<p>General Waste</p> <p>Non-recyclable packaging from deliveries of lab consumables and equipment</p> <p>Paper towel after handwash or cleaning non-hazardous spillage</p>	<p>Black bin liner</p> <p>House services remove these regularly from the lab</p> <p>Excess waste should be placed in the general hoppers by Schuster back door (waste room)</p> <p>Please be considerate and do not over-fill bags</p>	
<p>Paper, plastic bottle, cans recycle</p>	<p>Recycling bins in the corridor.</p> <p>NO GLASS</p>	
<p>Mixed glass bottles & jars</p>	<p>Recycling bin in the waste room</p> <p>NO broken glass</p>	
<p>Metal waste recycle</p>	<p>Metal skip in the loading bay</p>	
<p>Large Equipment/furniture</p>	<p>Contact House Services for safe disposal</p> <p>DO NOT leave in corridor</p>	<p>Tony in reception or: Stephen.K.Smith@manc hester.ac.uk</p>
<p>Cardboard cage, Electrical cage</p>	<p>Cages in the waste room next to the loading bay</p> <p>Cardboard to be flattened before placed in cage</p>	
<p>Small battery recycle</p>	<p>Battery recycle bucket, in the waste room at the loading bay</p>	
<p>Non-Hazardous Liquids</p> <p>Always check risk assessment first</p>	<p>Non-hazardous liquid can go down the sink</p>	